

# CULTURE



## VALUE PROPOSITION

*I expect a diverse range of cultural programs and services that are accessible and affordable and bring the community together.*

### KEEP IN MIND:

## Influencing Factors

Influencing factors can create variances in comparison data from year-to-year and from municipality-to-municipality.



### In-kind Services

*Non-reported or non-quantifiable services*



### Municipal Policy

*Whether a municipality has adopted a cultural policy or plan, i.e. public art, special events, etc. and how the municipality has defined its roles and responsibilities, may affect the way programs and services are delivered and the size of funding invested in the community*



### Non-Resident Use or Tourism

*Tourism vs. per capita denominator*



### Provincial Policy

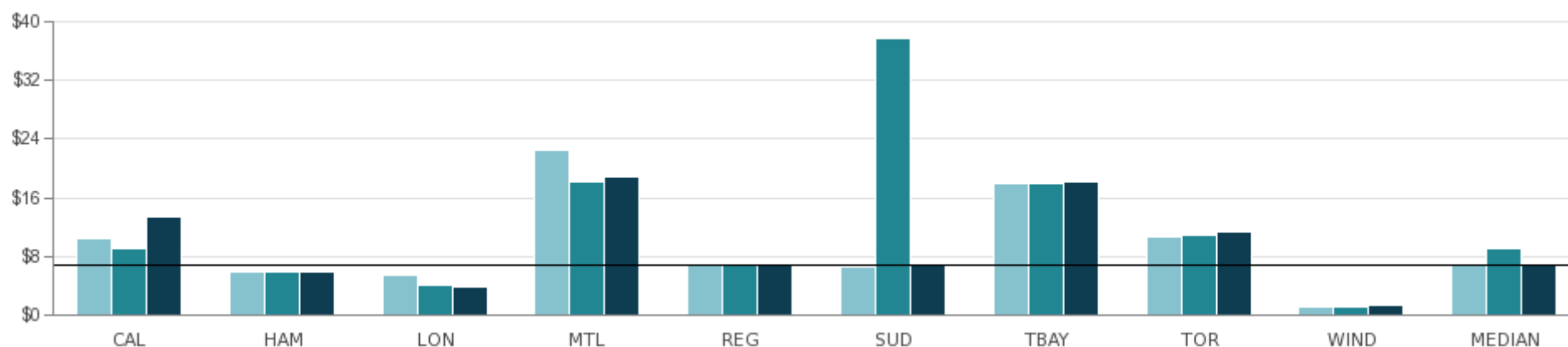
*How the provincial government has defined its roles and responsibilities and has integrated or not its operations with municipalities may affect the size of funding invested in the community, and the way programs and services are delivered*

*For a full description of influencing factors, please go to: [www.mbncanada.ca](http://www.mbncanada.ca)*

## Culture

**Figure 6.1 Arts, Heritage & Festival Grants Only per Capita**

The measure represents the funding dollars provided for Arts, Heritage and Festivals grants only. The direct municipal investment in arts funding is relative to a city's service delivery model, size of its arts community and its funding envelope. For example, some municipalities provide funding to their "anchor" organizations, e.g. art gallery, community auditorium, theatre and symphony through grants versus municipally owned/operated facilities.



2017	\$10.33	\$5.91	\$5.36	\$22.56	\$6.96	\$6.55	\$17.91	\$10.65	\$1.05	\$6.96
2018	\$9.01	\$5.84	\$4.04	\$18.07	\$7.01	\$37.82	\$18.05	\$10.80	\$1.04	\$9.01
2019	\$13.39	\$5.86	\$3.71	\$18.94	\$6.71	\$6.82	\$18.23	\$11.23	\$1.37	\$6.82

Source: CLTR125 (Community Impact)

Calgary: The increase is due to Council approval of Operating Grants to Civic Partners- 1YYC budget plan.

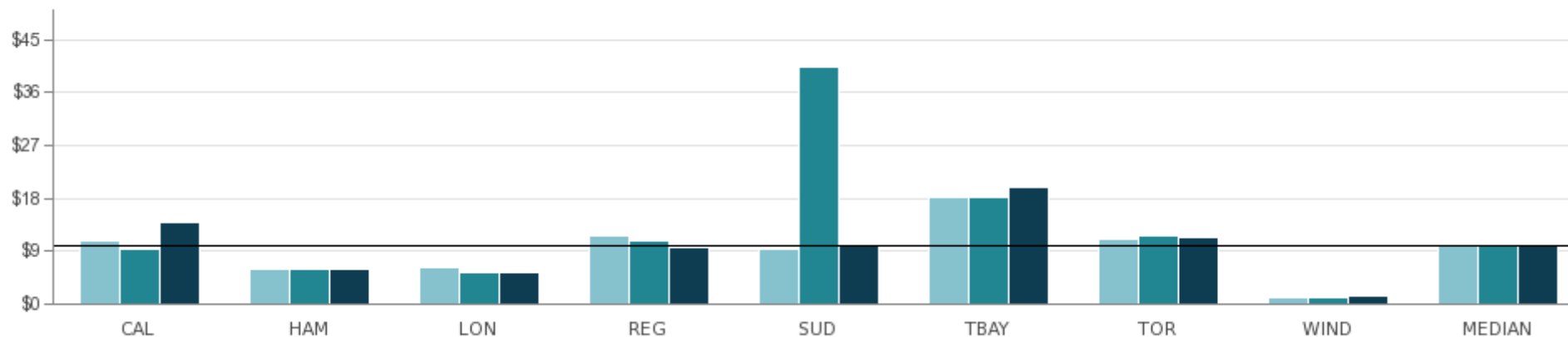
Montreal: The result is impacted by contributions from the Provincial government.

Sudbury: A sizeable grant commitment to the Place des Arts major project in 2018 accounted for the variance in this year.

## Culture

**Figure 6.2 Operating Cost for Arts, Heritage and Festival Grants Only per Capita**

This measure reflects the grants provided by municipalities plus costs incurred to administer arts, heritage and festival grants only.



2017	\$10.84	\$5.91	\$6.14	\$11.67	\$9.32	\$18.10	\$10.98	\$1.05	\$10.08
2018	\$9.36	\$5.84	\$5.36	\$10.69	\$40.28	\$18.26	\$11.61	\$1.04	\$10.03
2019	\$13.81	\$5.86	\$5.19	\$9.58	\$9.95	\$19.77	\$11.23	\$1.37	\$9.77

Source: CLTR200 (Service Level)

Calgary: The increase is due to Council approval of Operating Grants to Civic Partners - 1YYC budget plan.

Montreal: Does not track data.

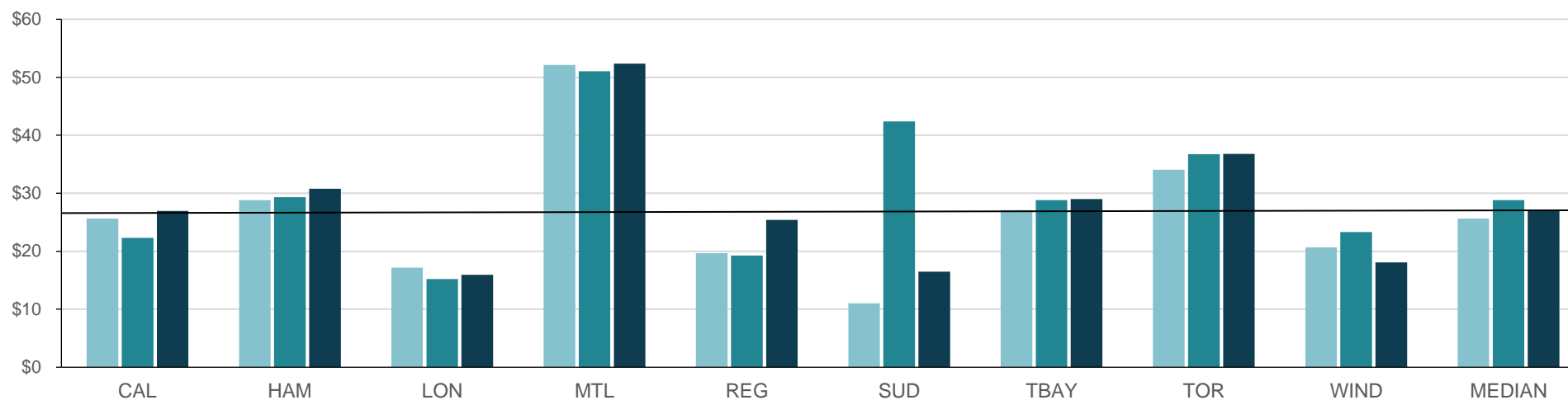
Sudbury: A sizeable grant commitment to the Place des Arts major project in 2018 accounted for the variance in this year.

Windsor: The cost only includes the grants provided to the community by the municipality. No other administrative costs have been included.

## Culture

**Figure 6.3 Culture Total Cost per Capita**

This measure represents the total cost of providing cultural services including grants and the funding of cultural venues, e.g. art galleries, historical sites, cultural centres and museums per person.



2017	\$25.62	\$28.82	\$17.18	\$52.12	\$19.66	\$11.03	\$27.08	\$34.06	\$20.68	\$25.62
2018	\$22.32	\$29.32	\$15.21	\$51.05	\$19.27	\$42.38	\$28.84	\$36.72	\$23.31	\$28.84
2019	\$26.95	\$30.78	\$15.95	\$52.35	\$25.42	\$16.48	\$29.01	\$36.79	\$18.09	\$26.95

Source: CLTR205T (Service Level)

Calgary: The increase is due to Council approval of Operating Grants to Civic Partners - 1YYC budget plan.

Montreal: The result is impacted by contributions from the Provincial government.

Regina: The results reflect an increase to the Neil Balkwill Civic Arts Centre capital renovation project.

Sudbury: A sizeable grant commitment to the Place des Arts major project in 2018 accounted for the variance in this year.

